fety Manual

Grinders

Atlas Copco

AHB 11/20-10

to find your language

	Read and understand this Operator's afety Manual before operating tool	Page 2
	attentivement les instructions es avant toute utilisation de l'outil	Page 3
DEUTSCH	st benutzen, wenn die folgenden d Bedienungs-Anleitungen standen wurden	Seite 4
ESPAÑOL	erramienta hasta ndido las siguientes ridad y Funcionamiento	Página 5
PORTUGUÊS	ntes de ler e instruções de	Pagina 6
ITALIANO	ma di aver ni relative	Pagina 7
NEDERLANDS	iken dient u rukties	Pagina 8
SUOMI		Sivu 9
DANSK	Læs følgend brugerinstruk maskinen tage	Side 10
SVENSKA	Innan maskinen säkerhets- och ar	Sida 11

No. 9834 0310 11
1990-06

ANGLE NUTRUNNERS STALL TYPE



M6–M14 bolt capacity

- **Independence of joint variation**—low inertia design gives accurate torque independent of joint stiffness
- **Easy torque setting**—by adjusting the inlet air pressure
- **Reliable**—simple and well-proven design
- **Good accessibility**—due to small dimensioned angle head

Double square drive is available as optional for LMV 44/49. Contact our sales office for information.

TECHNICAL DATA. Angle Nutrunners, stall type—LMV

Model	Suitable for bolt size mm	Square drive size in	Torque range Soft joint 6 bar Nm	Soft joint 6 bar ft lb	Soft joint 3 bar Nm	Soft joint 3 bar ft lb	Torque range Hard joint 6 bar Nm	Hard joint 6 bar ft lb	Hard joint 3 bar Nm	Hard joint 3 bar ft lb	Free speed r/min	Weight kg	Length mm	Distance centre to side angle-head mm	Angle head height mm	Air inlet BSP in	Rec. hose size mm	Sound level dB (A)	Ordering No.
LMV 22 S0080-10	M6	3/8	13	10	7	5	13	10	7	5	800	0.93	247	14	34	1/4	6.3	80	8431 0244 24
LMV 22 S0070-10	M6	3/8	16	12	8	6	16	12	8	6	670	0.93	247	14	34	1/4	6.3	80	8431 0244 16
LMV 44 S008-10	M8	3/8	21	15	11	8	21	15	11	8	800	1.9	377	20	45	1/4	10	84	8431 0443 64
LMV 44 S008-13	M8	1/2	21	15	11	8	21	15	11	8	800	1.9	377	20	45	1/4	10	84	8431 0443 72
LMV 44 S006-10	M8	3/8	29	21	15	11	29	21	16	12	660	2.2	400	20	45	1/4	10	84	8431 0441 33
LMV 44 S006-13	M8	1/2	29	21	15	11	29	21	16	12	660	2.2	400	20	45	1/4	10	84	8431 0441 74
LMV 44 S005-10	M8	3/8	38	28	20	15	38	28	21	15	520	2.2	400	20	45	1/4	10	84	8431 0441 25
LMV 44 S005-13	M8	1/2	38	28	20	15	38	28	21	15	520	2.2	400	20	45	1/4	10	84	8431 0441 66
LMV 44 S004-L13	M10	1/2	43	32	23	17	43	32	23	17	430	2.6	420	25	52	1/4	10	84	8431 0443 23
LMV 44 S003-13	M10	1/2	63	46	36	27	64	47	36	27	290	2.2	400	20	45	1/4	10	84	8431 0441 58
LMV 44 S002-L13	M12	1/2	80	59	44	32	80	59	44	32	240	2.6	420	25	52	1/4	10	84	8431 0443 15
LMV 49 S003-13	M12	1/2	99	73	55	41	104	77	57	42	350	3.3	460	25	52	1/2	12.5	85	8431 0491 24
LMV 49 S002-13	M14	1/2	150[a])	111[a])	88	63	150[a])	111[a])	88	63	200	3.3	460	25	52	1/2	12.5	85	8431 0491 16

[a]) Max. torque at 5.4 bar air pressure.

Air consumption at free spreed: LMV 22 = 11 L/s (23 cfm) LMV 44 = 19 L/s (40 cfm) LMV 49 = 31 L/s (66 cfm)

ACCESSORIES INCLUDED

Hose fitting.

OPTIONAL ACCESSORIES

Page 47 and 63.

SELECTED SERVICE KITS TO ORDER

Page 47.

ANGLE NUTRUNNERS WITH TORQUE CONTROL

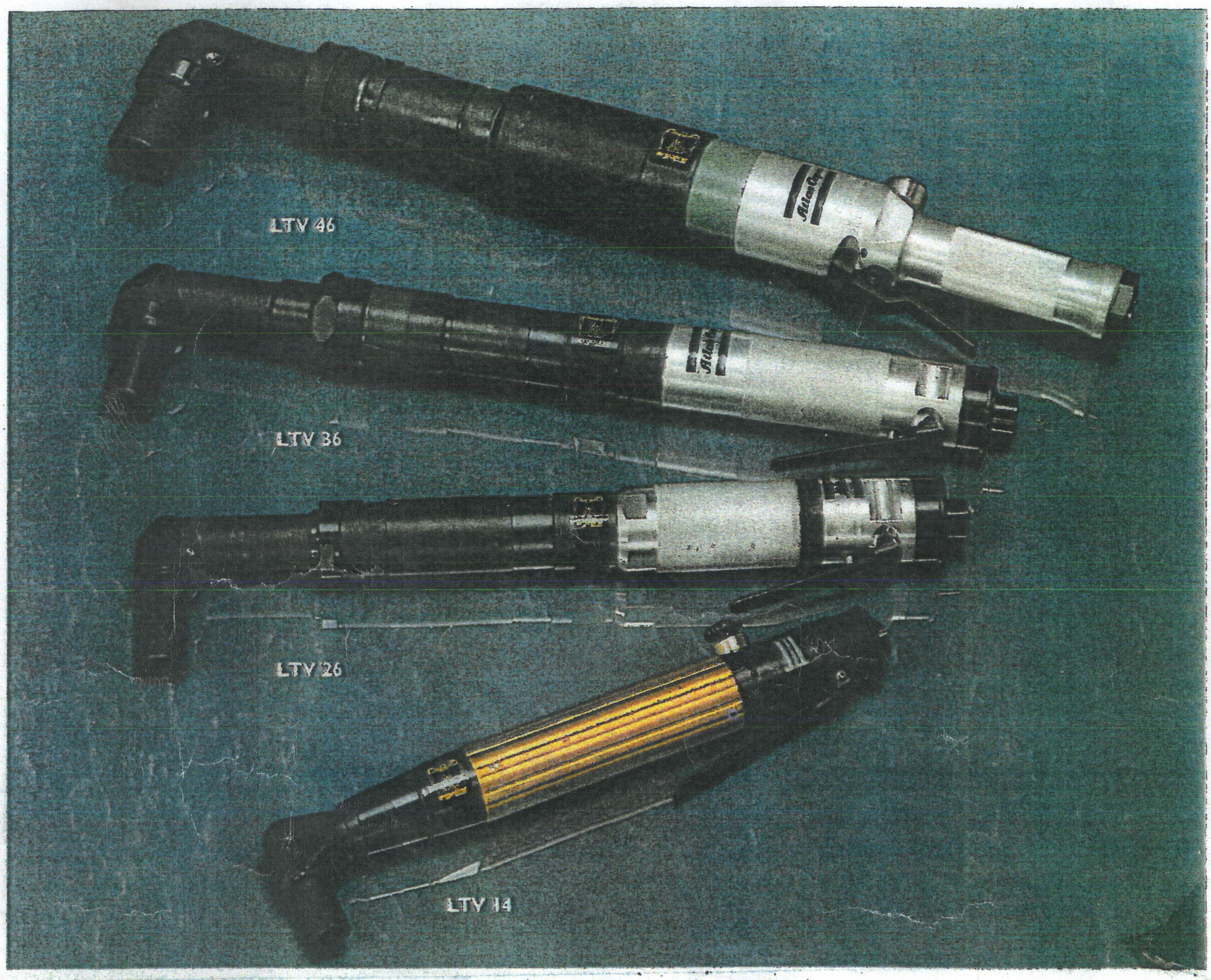

TECHNICAL DATA. Angle nutrunners with torque control—LTV

Model	Suitable for bolt-size mm	Square drive size in.	Torque range Soft joint Nm	Torque range Soft joint ft lb	Torque range Hard joint Nm	Torque range Hard joint ft lb	Free speed r/min	Weight kg	Length mm	Distance centre to side angle head mm	Angle head height mm	Recommended hose size mm	Air consumption at free speed l/s	Air consumption at free speed cfm	Sound level dB(A)	Ordering No
Reversible models																
LTV 14 SR07-16	M2.5–M4	1/4[b])	0.5–3	0.4–2.2	0.5–3	0.4–2.2	700	0.75	275	10	29	6.3	3	7	64	8431 0135 00
LTV 14 SR07-4	M2.5–M4	1/4	0.5–3	0.4–2.2	0.5–3	0.4–2.2	700	0.75	275	10	29	6.3	3	7	64	8431 0134 01
LTV 26 SR009-6	M5	1/4	2.5–7.5	1.8–5.5	2.5–8	1.8–5.9	900	1.2	331	10	29	6.3	6	13	72[a])	8431 0426 65
LTV 26 SR009-16	M5	1/4[b])	2.5–7.5	1.8–5.5	2.5–8	1.8–5.9	900	1.2	331	10	29	6.3	6	13	72[a])	8431 0426 73
LTV 26 SR006-10	M6	3/8	6–11.5	4.4–8	6–12	4.4–9	650	1.3	348	14	34	6.3	6	13	72[a])	8431 0426 57
LTV 26 SR003-10	M8	3/8	12–28	9–20	12–29	9–21	300	1.4	368	14	34	10	8	17	72[a])	8431 0426 40
LTV 36 SR005-10	M8	3/8	20–46	15–34	20–46	15–34	430	2.0	456	18	38	10	18	38	78[a])	8431 0436 55
LTV 36 SR004-10	M10	3/8	28–53	20–39	28–53	20–39	360	2.0	456	18	38	10	18	38	78[a])	8431 0436 63
LTV 36 SR004-13	M10	1/2	28–53	20–39	28–53	20–39	360	2.2	473	20	45	10	18	38	78[a])	8431 0436 71
LTV 36 SR003-13	M10–M12	1/2	34–75	25–55	34–75	25–55	250	2.6	528	20	45	10	20	42	78[a])	8431 0438 46
LTV 36 SR002-L13	M12	1/2	40–90	29–66	40–90	29–66	210	3.0	550	25	52	10	20	42	78[a])	8431 0438 38
Non-reversible models																
LTV 26 S009-10	M6	3/8	7–15	5–11	7–15	5–11	950	1.3	341	13	34	10	11	23	72[a])	8431 0426 99
LTV 26 S004-10	M8	3/8	14–28	10–20	14–29	10–21	400	1.4	361	14	34	10	11	23	72[a])	8431 0426 81
LTV 36 S006-10	M8–M10	3/8	22–51	16–37	22–51	16–37	520	1.8	427	18	38	10	20	42	78[a])	8431 0436 06
LTV 36 S005-10	M10	3/8	30–60	22–44	30–60	22–44	440	1.8	427	18	38	10	20	42	78[a])	8431 0436 14
LTV 36 S005-13	M10	1/2	30–60	22–44	30–60	22–44	440	2.0	444	20	45	10	20	42	78[a])	8431 0436 22
LTV 46 S005-13	M10	1/2	20–57	15–42	20–57	14–42	500	2.9	495	20	45	12.5	27	57	81	8431 0460 70
LTV 46 S004-13	M10–M12	1/2	25–73	18–54	25–73	18–54	400	2.9	495	20	45	12.5	27	57	81	8431 0460 05
LTV 46 S003-L13	M12	1/2	35–100	26–74	38–102	28–75	280	3.3	515	25	52	12.5	27	57	81	8431 0460 47
LTV 46 S002-L13	M12–M14	1/2	50–116	37–86	53–120	39–88	220	3.3	515	25	52	12.5	27	57	81	8431 0460 13
LTV 46 S001-L13	M14	1/2	60–150	44–111	65–156	48–115	180	3.3	515	25	52	12.5	27	57	81	8431 0460 62

Torque range is achieved at min 5 bar on LTV 46 and LTV 26 S004-10.

[a]) When exhaust hose is used.

[b]) Female hex drive, quick chuck.

Air inlet thread BSP: LTV 14 1/8", LTV 26/36 1/4", LTV 46 1/2".

ERGOPULSE— SCREWDRIVER TYPE

The small size tools for use in restricted spaces where small dimensions and low weight are important.

Pistol grip model
The well-known Atlas Copco pistol grip in combination with the Ergo-Pulse mechanism is ideally suited for applications where both high torque and axial forces are included, i. e. self-tapping screws.

Straight model
The possibility of using both suspension in balancers and pipe-away exhaust air makes it ideal for line assembly.

Both models features:

- **Low vibration level**
- **Low noise level**
- **Fast accurate tightening**
- **No reaction force**
- **Comfortable working temperature**
- **Lubrication-free**

ergoline



TECHNICAL DATA. ErgoPulse 5–8

Model	Bolt size mm	Square drive size in.	Recommended Torque range Nm	Recommended Torque range ft lb	Free speed r/min	Weight kg	Length mm	Distance centre to side mm	Air consumption under load L/s	Air consumption under load cfm	Sound Level[b]) dB (A)	Ordering No.
Straight models												
ErgoPulse 5C SR	M5	1/4[a])	4–8	3–6	8700	0.95	238	20	5	11	72	8431 0261 14
ErgoPulse 6C SR	M6	1/4[a])	8–13	6–10	8700	1.0	263	20	5	11	72	8431 0261 22
ErgoPulse 8C SR	M8	3/8	15–30	11–22	9000	1.2	226	24	5	11	73	8431 0261 30
ErgoPulse 8C SR-Q6	M8	1/4[a])	15–30	11–22	9000	1.2	246	24	5	11	73	8431 0261 48
Pistol grip Models												
ErgoPulse 5C HR	M5	1/4[a])	5–9	4–7	4800	1.0	225	22	6	12	70	8431 0260 15
ErgoPulse 6C HR	M6	1/4[a])	9–16	7–12	4800	1.1	250	22	6	12	70	8431 0262 13
ErgoPulse 8C HR-P	M8	3/8	18–34	13–25	4800	1.3	235	24	6	12	70	8431 0360 63
ErgoPulse 8C HR-P-Q6	M8	1/4[a])	18–34	13–25	4800	1.3	255	24	6	12	70	8431 0360 71

All models: Air inlet thread 1/4 BSP. Recommended hose size: 8 mm.
[a]) Female hexagon drive.
[b]) When exhaust hose is used.

ACCESSORIES INCLUDED
See page 28.

OPTIONAL ACCESSORIES
Page 28 and 59.

SELECTED SERVICE KITS TO ORDER
Page 29.