



DOUBLE DIAPHRAGM METAL PUMPS

Series **70-90-120**

High reliability - Fully pneumatically operated



DDP 70
(up to 5 ℓ/min)



DDP 90
(up to 10 ℓ/min)



DDP 120
(up to 30 ℓ/min)



DPS 70-1C.TE



DPS 70-2C.TE



DPS 70-3C.TE



DPS 70-4C.TE



DPS 70-36C.TE



DPS 90-1G.TE
DPS 120-1C.TE



DPS 90-2G.TE
DPS 120-2C.TE



DPS 90-3G.TE
DPS 120-3C.TE



DPS 90-4G.TE
DPS 120-4C.TE



DPS 90-36G.TE
DPS 120-36C.TE

PUMP ONLY

PUMP MOUNTED ON STAND

PUMP MOUNTED ON TANK

PUMP MOUNTED ON CART

PUMP MOUNTED ON BRACKET

PUMP ON CART WITH HOPPER

70



B.TE DDP-70B.TE
14068640

BN.TE DDP-70BN.TE
14068650

1C.TE DPS-701C.TE
14069060

1CN.TE DPS-701CN.TE
14069070

2C.TE DPS-702C.TE
14069140

2CN.TE DPS-702CN.TE
14069150

3C.TE DPS-703C.TE
14069220

3CN.TE DPS-703CN.TE
14069230

4C.TE DPS-704C.TE
14069300

4CN.TE DPS-704CN.TE
14069310

36C.TE DPS-7036C.TE
14069380

36CN.TE DPS-7036CN.TE
14069390

90



F.TE DDP-90F.TE
14068660

FN-WB.TE DDP-90F-WB.TE
14068680

FN.TE DDP-90FN.TE
14068670

1G.TE DPS-901G.TE
14069000

1G-WB.TE DPS-901G-WB.TE
14069020

1GN.TE DPS-901GN.TE
14069010

2G.TE DPS-902G.TE
14069080

2G-WB.TE DPS-902G-WB.TE
14069100

2GN.TE DPS-902GN.TE
14069090

3G.TE DPS-903G.TE
14069160

3G-WB.TE DPS-903G-WB.TE
14069180

3GN.TE DPS-903GN.TE
14069170

4G.TE DPS-904G.TE
14069240

4G-WB.TE DPS-904G-WB.TE
14069260

4GN.TE DPS-903GN.TE
14069250

36G.TE DPS-9036G.TE
14069320

36G-WB.TE DPS-9036G-WB.TE
14069340

36GN.TE DPS-9036GN.TE
14069330

120



B.TE DDP-120B.TE
14068690

B-WB.TE DDP-120B-WB.TE
14068710

BN.TE DDP-120BN.TE
14068700

1C.TE DPS-121C.TE
14068690

1C-WB.TE DPS-1201C-WB.TE
14068710

1CN.TE DPS-1201CN.TE
14068700

2C.TE DPS-1202C.TE
14069110

2C-WB.TE DPS-1202C-WB.TE
14069130

2CN.TE DPS-1202CN.TE
14069120

3C.TE DPS-1203C.TE
14069030

3C-WB.TE DPS-1203C-WB.TE
14069050

3CN.TE DPS-1203CN.TE
14069040

4C.TE DPS-124C.TE
14069270

4C-WB.TE DPS-1204C-WB.TE
14069290

4CN.TE DPS-1204CN.TE
14069280

36C.TE DPS-1236C.TE
14069350

36C-WB.TE DPS-12036C-WB.TE
14069370

36CN.TE DPS-12036CN.TE
14069360

Aluminium

Anodized Aluminium

Stainless Steel

EN 12621

CE Ex II 2G T6 X

Wide range of applications: from 0,6 to 30 ℓ/min

Quick rinse and colour change

Available in 3 materials:

Polished Aluminium - Anodized Aluminium - Stainless Steel

Kits including:

2 Air regulators - Paint filter - Precision paint regulator
Recirculation system - Overpressure safety valve

Easy maintenance

Double spool air operating valve ensures pump movement




Precise Paint Regulator PR5L




Filter

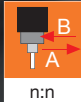




only DPS 90/DPS 120



Air Regulators



Double Spool Air Operating Valve

Model	 n:n	 bar	 bar	min	 ℓ/min	max	 mesh
DPS 70C/CN	1:1	7.0	7.0	0,6 at 30 cyc/min	6 at 300 cyc/min		50
DPS 90G/G-WB/GN	1:1	7.0	7.0	1,5 at 30 cyc/min	10 at 200 cyc/min		50
DPS 120C/C-WB/CN	1:1	7.0	7.0	4,5 at 30 cyc/min	30 at 200 cyc/min		50

ANEST IWATA

ANEST IWATA Europe

Corso Vigevano, 46 - 10155 Torino - Italy - Tel.+39 011 22 74 402 - Fax +39 011 22 74 000
info@anest-iwataeu.com - www.anest-iwataeu.com